

Specifications

PFSHK318 SHOWER COMBO



Product Features

- Includes: three way diverter, 3 function hand shower(outer, inner, full spray), 3 function showerhead(outer, inner, full spray), and hose
- Brass, stainless steel and ABS construction
- Max. flow rate 1.8 gpm (6.8 L/min) at 80 psi
- 1/2" Thread connection

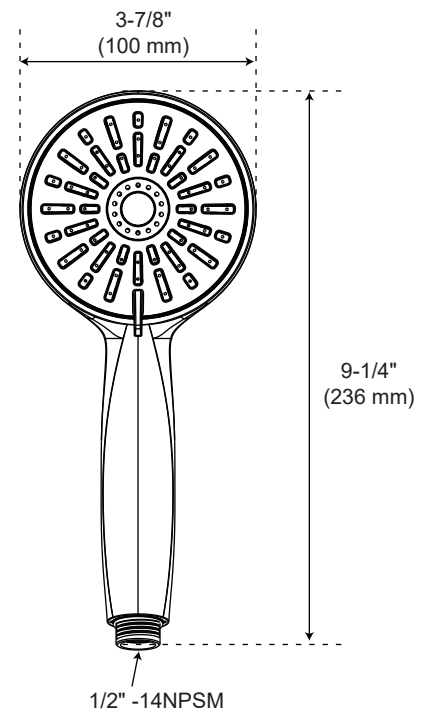
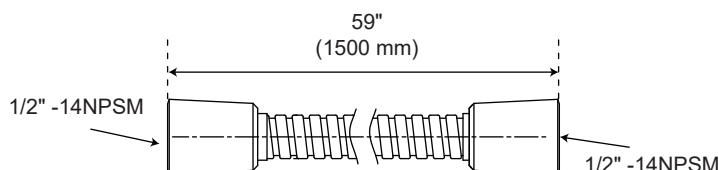
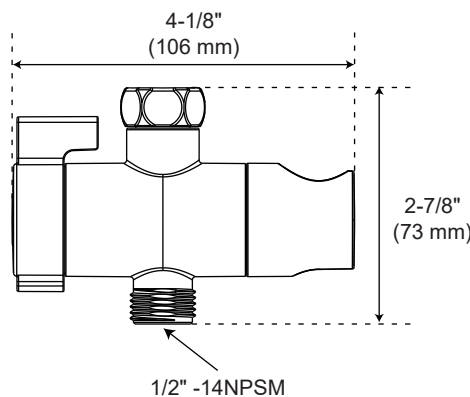
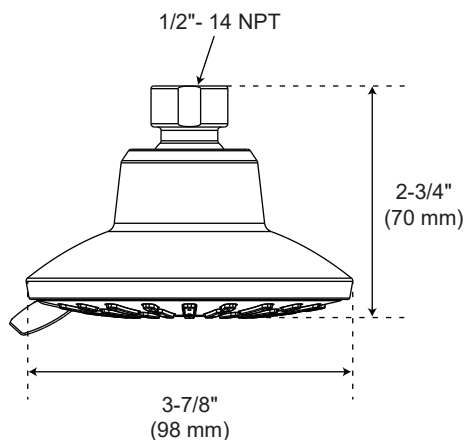
Codes and Certifications



- Certified to ASME A112.18.1 / CSA B125.1
- WaterSense Certified



PFSHK318CP



For detailed warranty information, visit ferguson.com/proflo-faucet-warranty.